



Recap

Cape Arcona Type Foundry
»Where fonts come true«

CA Recape

The basic inspiration for CA Recape comes from American 50s lettering. But instead of reviving one special style, it is a kind of "Best of"-Remix. It takes the weirdest and most beautiful letterforms of a weird and beautiful time and merges them into one font.

The outcome is a charming bastard. Guess what it looks like: Weird and beautiful.

Derived from the original typeface, Cape Arcona Type Foundry also offers a Raw style that has the distressed look of a poorly printed raw font.

2 STYLES

Regular, Raw

DESIGNED BY

Thomas Schostok

PUBLISHED

2014

Version 1.0

CA Recape

CA Recape Raw

CA Recape – Raw

c
a

a b c d e f g h i j k l m n o p q r s β

t u v w x y z 1 2 3 4 5 6 7 8 9 0 θ

à á â ã ä å ä å æ é ç í ê ë ð ñ ò ó

é ê ë ð ñ ò ó ô õ ö ø á â ã ä å æ

ñ ò ó ô õ ö ø á â ã ä å æ ç è é ê ë

ü û ü ü ù ú û ü ý ÿ ð ñ ò ó ô õ ö ø

ù ú û ü ù ú û ü ý ÿ ð ñ ò ó ô õ ö ø

ÿ ÿ ð ñ ò ó ô õ ö ø ù ú û ü ù ú û ü

A B C D E F G H I J K L M N

O P Q R S T U V W X Y Z

À Á Â Ã Ä Å Æ Ç È É Ê Ë

Ë Ì Í Î Ï Ñ Ò Ó Ô Õ Ö Ø Ù Ú Û

Ü Ý Þ ß à á â ã ä å æ ç è é ê ë

ë ì í î ï ñ ò ó ô õ ö ø ù ú û ü

ý ÿ ð ñ ò ó ô õ ö ø ù ú û ü ù ú û ü

ù ú û ü ù ú û ü ý ÿ ð ñ ò ó ô õ ö ø

ù ú û ü ù ú û ü ý ÿ ð ñ ò ó ô õ ö ø

ÿ ÿ ð ñ ò ó ô õ ö ø ù ú û ü ù ú û ü

ù ú û ü ù ú û ü ý ÿ ð ñ ò ó ô õ ö ø

ù ú û ü ù ú û ü ý ÿ ð ñ ò ó ô õ ö ø

ù ú û ü ù ú û ü ý ÿ ð ñ ò ó ô õ ö ø

ù ú û ü ù ú û ü ý ÿ ð ñ ò ó ô õ ö ø

ù ú û ü ù ú û ü ý ÿ ð ñ ò ó ô õ ö ø

Capri
ey Cola Gin Fizz Cuba Li-
ney Flannel Orange Am-
Tropical Sunshine Straw
Flames 21st Century Spa
Spicy Brandy Alexand
ween Manter's Punch Hu
ins Nuts for the Ladies N
Royal Singapore Sling De
in the afternoon Honolulu
Flip Guantanamo Zombi
Flan

LIGATURES

In some situations when characters would overlap or the connection would look crappy, Ligatures are used. You can access that feature by enabling **Standard Ligatures** in the OpenType palette.

Fifty → *Fifty*

Diffusion → *Diffusion*

Gepafft → *Gepafft*

Voting → *Voting*

Spiritist → *Spiritist*

Sättigung → *Sättigung*

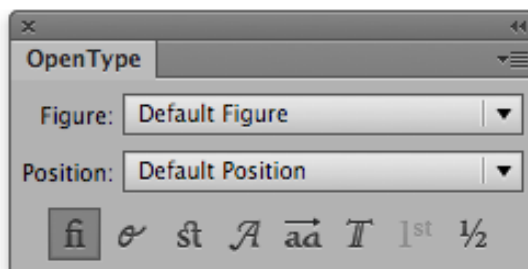
Hottest → *Hottest*

Libs → *Libs*

File → *File*

Usability → *Usability*

Windmills → *Windmills*



The **Standard Ligatures** feature in Illustrator CS6



LIGATURES

The **Standard Ligatures** also contains short forms for some letters.

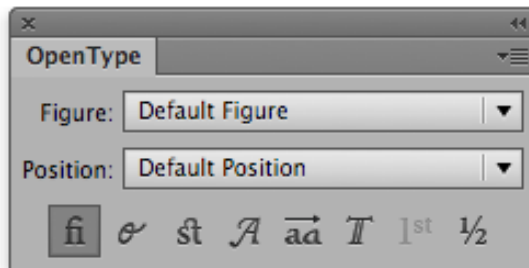
Übel → Ü**be**l

Glow → G**lo**w

China → C**hi**na

Ltd → L**td**

Ufer → U**fe**r



The **Standard Ligatures** feature in Illustrator CS6

File

DISCRETIONARY LIGATURES

Additional alternates and ligatures can be accessed by enabling **Discretionary Ligatures** in the OpenType palette.

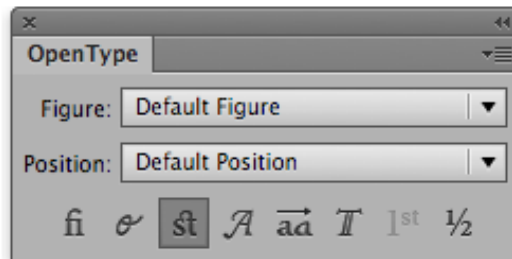
c/a → *%*

Hostile → *Hostile*

Last → *Last*

Jsselmeer → *Jsselmeer*

5%off → *5%off*



The **Discretionary Ligatures** feature in Illustrator CS6

Quote



£ € \$ £ ¥



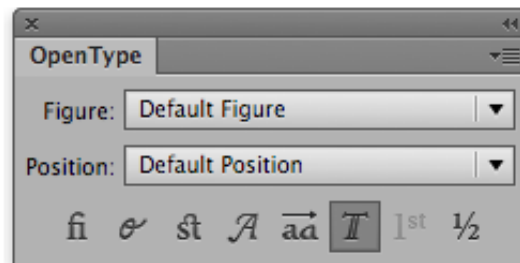
7 of 9

TITLING ALTERNATES

For Logos and short headlines you may want to apply alternative lowercase ending forms, which are provided for some lower case characters. This is scripted in the **Titling Alternates** feature.

In order to use the alternative lowercase ending forms, just type the word, then select the last character and mark it as "**Titling Alternates**" in the OpenType features.

Rebel → *Rebel*
Pacifist → *Pacifist*
Big → *Big*



The **Titling Alternates** feature in Illustrator CS6

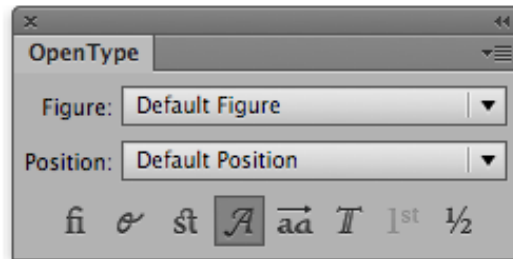
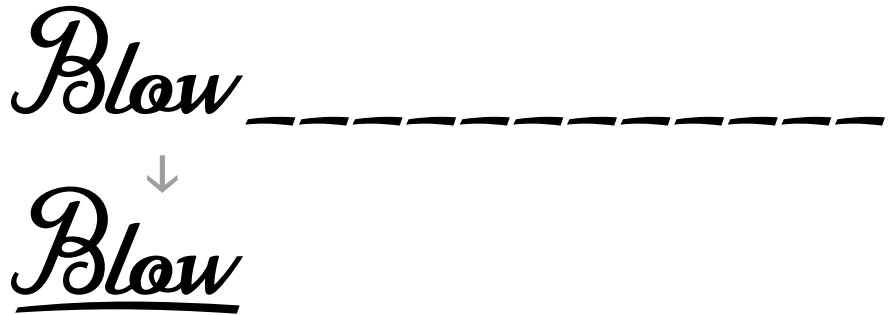
All alternate lowercase ending forms:

a, b, c, d, e, f, g, h, i
j, k, l, m, n, o, p, q, r
s, t, u, v, w, x, y, z

SWASH

An underlining feature for logos or titles is scripted in the **Swash feature**. Type **one** or up to **twenty** underscores at the end of the word, mark them and activate the Swash feature.

The number of underscores sets the length of the tail.



The **Swash** feature in Illustrator CS6

King

Elephant

Room

The
Regular

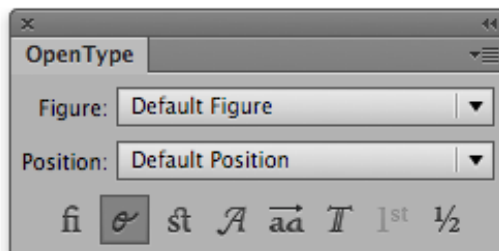
&

The
Raw

CONTEXTUAL ALTERNATES

Make sure to have the **Contextual Alternates** feature activated in order to enjoy the benefits of beautiful connections.

| | |
|-----------------------|-----------------------|
| <i>vr</i> → <i>vr</i> | <i>Er</i> → <i>Er</i> |
| <i>wr</i> → <i>wr</i> | <i>Fr</i> → <i>Fr</i> |
| <i>pr</i> → <i>pr</i> | <i>Gr</i> → <i>Gr</i> |
| <i>br</i> → <i>br</i> | <i>Ir</i> → <i>Ir</i> |
| <i>zr</i> → <i>zr</i> | <i>Jr</i> → <i>Jr</i> |
| <i>yr</i> → <i>yr</i> | <i>Lr</i> → <i>Lr</i> |
| <i>ps</i> → <i>ps</i> | <i>Mr</i> → <i>Mr</i> |
| <i>vs</i> → <i>vs</i> | <i>Nr</i> → <i>Nr</i> |
| <i>ws</i> → <i>ws</i> | <i>Or</i> → <i>Or</i> |
| <i>ys</i> → <i>ys</i> | |
| <i>zs</i> → <i>zs</i> | |
| <i>ss</i> → <i>ss</i> | |



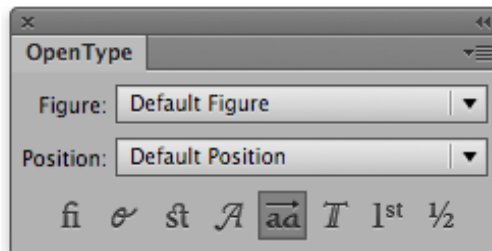
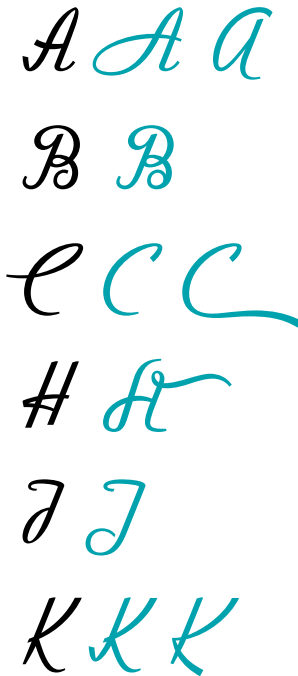
The **Contextual Alternates** feature in Illustrator CS6

OpenType Features

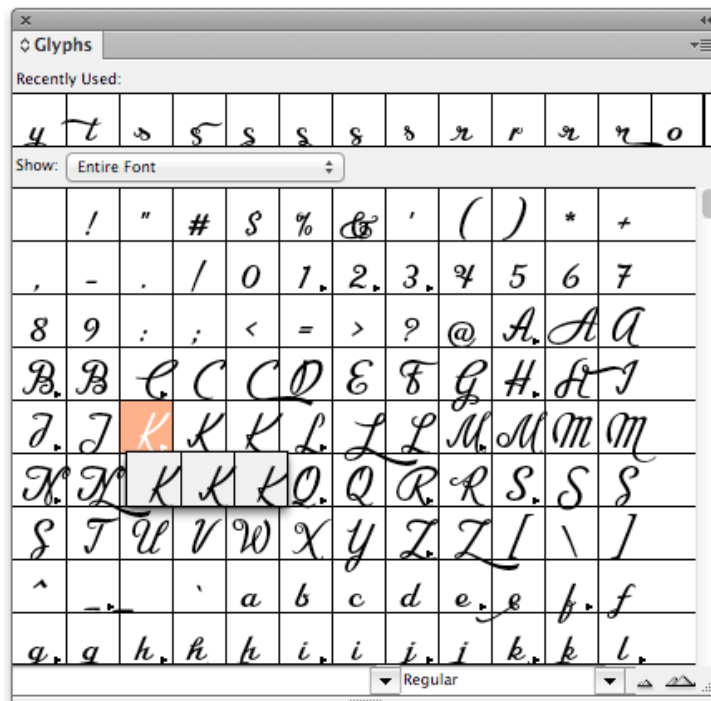
STYLISTIC ALTERNATES

Stylistic alternates are glyphs that can be substituted for a standard glyph. OpenType fonts can contain alternate glyphs that you can use to create different appearances for text.

If you turn on the **Stylistic Alternates feature** you get the first alternate character displayed here. All other alternates can be accessed via the Glyph palette (like Illustrator, QuarkXPress or InDesign).



The **Stylistic Alternates** feature in Illustrator CS6



The **Glyph palette** in InDesign CS6.
Click & hold button to see all alternates of the selected character.

STYLISTIC ALTERNATES

Stylistic alternates are glyphs that can be substituted for a standard glyph. OpenType fonts can contain alternate glyphs that you can use to create different appearances for text.

If you turn on the **Stylistic Alternates feature** you get the first alternate character displayed here. All other alternates can be accessed via the Glyph palette (like Illustrator, QuarkXPress or InDesign).

L L L

M M M M M

N N

P P

Q Q

R R

S S S S

Z Z

e e

f f

g g

h h h

i i

j j

STYLISTIC ALTERNATES

Stylistic alternates are glyphs that can be substituted for a standard glyph. OpenType fonts can contain alternate glyphs that you can use to create different appearances for text.

If you turn on the **Stylistic Alternates feature** you get the first alternate character displayed here. All other alternates can be accessed via the Glyph palette (like Illustrator, QuarkXPress or InDesign).

k k k k

l l l l

m m m

n n n

o o

r r r r r

s s s s s s s

t t

y y



ORNAMENTS

CA Recape contains some nice ornaments for start/end swashes and also some other decorative characters for your pleasure.

You can access all characters via the the Glyph palette (like Illustrator, QuarkXPress or InDesign).

→ *End*

→ *End*

→ *End*

→ *and*

→ *sugar*



Šouartist Komödie

Ausschließlich ärlich

Łeg Übel Zünger

Değüşik müzik

Wystepach byt floqur

spældi verðina

*Elvis
has left
the building.*

CONTACT

Cape Arcona Type Foundry
www.cape-arcona.com

COPYRIGHT

©+© 2014 by Cape Arcona Type Foundry
All rights reserved.